


DIY Storybook

DIY Storybook pages to encourage your creative writers.



Supplies:


- pencil
- eraser
- pencil crayons, crayons, markers
- stapler

*Designed to be printed double-sided

*3 different styles of lined printing area to suit your child's ability.

*ensure you customize the pages in your print box so that you're only printing the book pages and not this cover page.

*You may use this file for your own PERSONAL USE ONLY. Commercial use of this file which includes file sharing, distribution, reselling or using the printed work from this file for profit is strictly prohibited.




by _____


date _____

for _____


Fin




Four sets of horizontal lines for writing, each consisting of a solid top line, a dotted midline, and a solid bottom line.




Four sets of horizontal lines for writing, each consisting of a solid top line, a dotted midline, and a solid bottom line, identical to the ones on the left page.




p_{--}



p_{--}



p_{--}



p_{--}